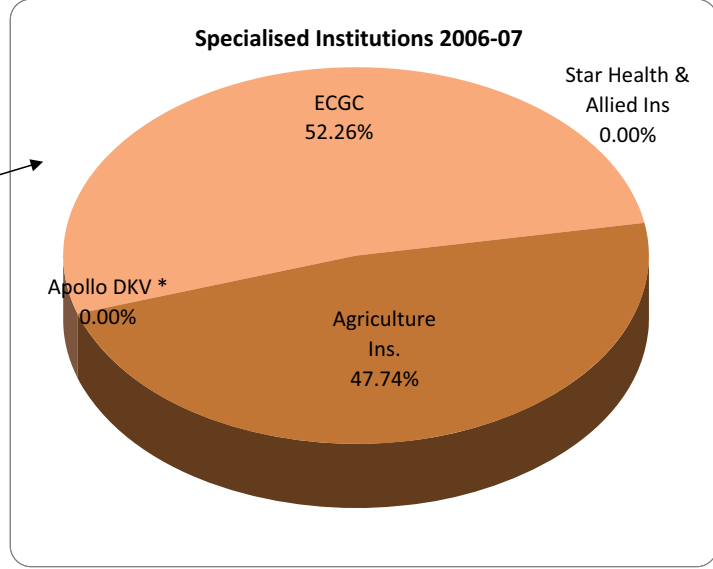
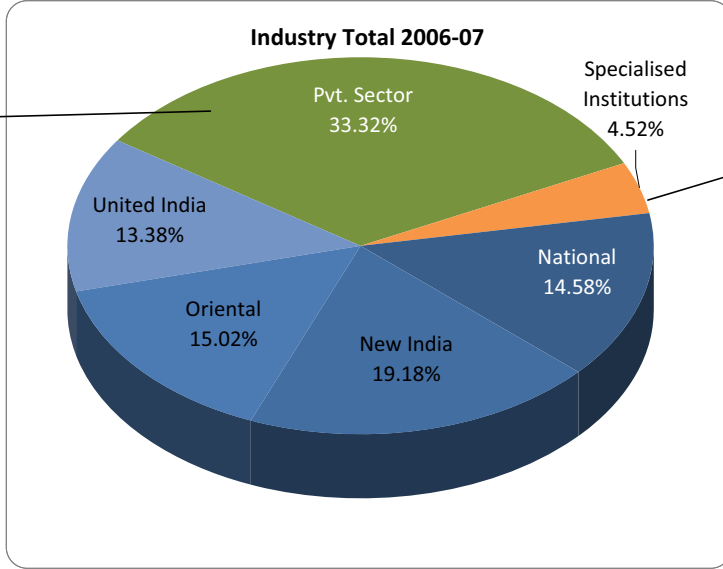
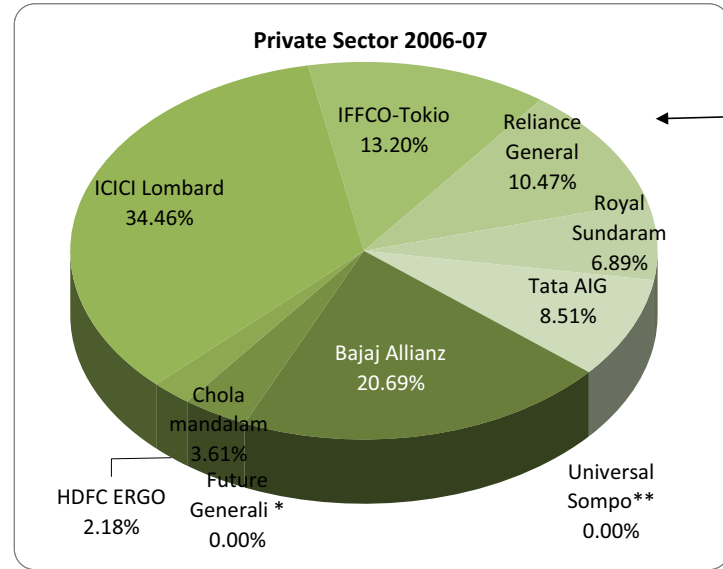
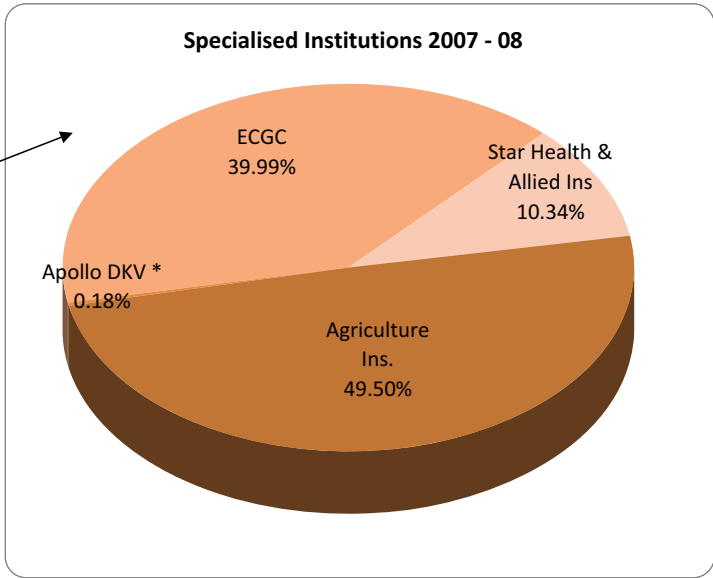
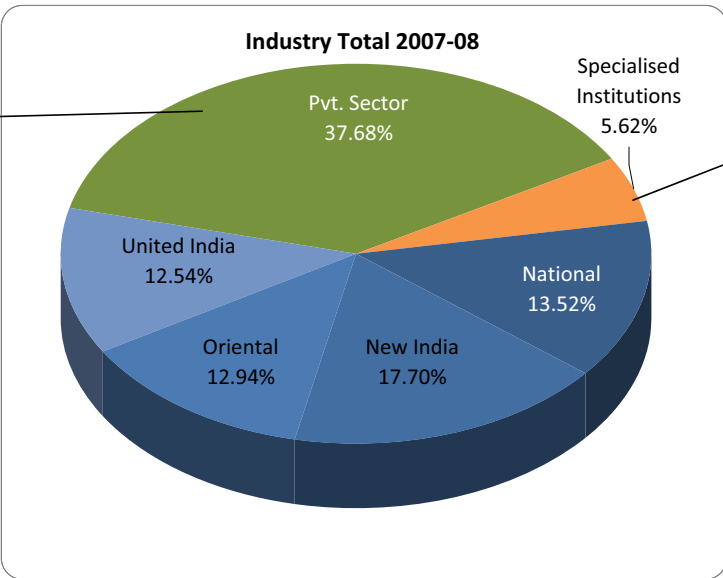
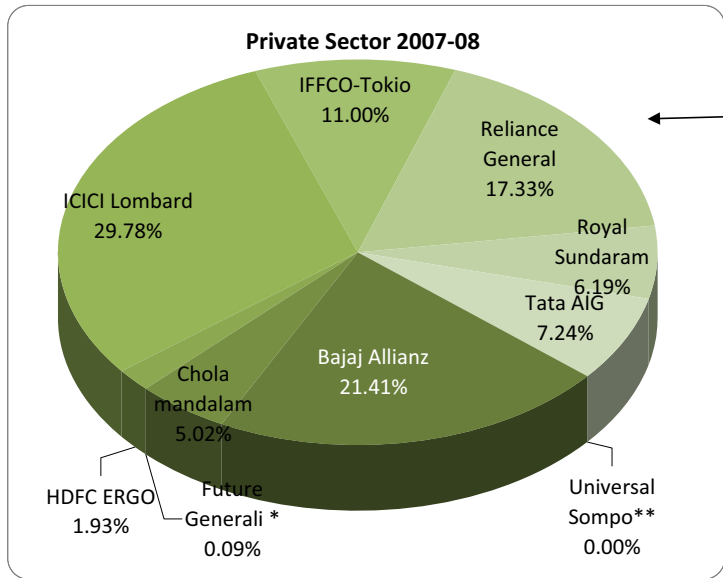


<b>Interlink Insurance &amp; Reinsurance Brokers Pvt. Ltd.</b>					
<b>Indian Insurance Market (Non-Life) - 2007/08</b>					
<b>Gross Premium Underwritten in India - April-March 2007/08 (Unaudited)</b>					
(Rupees in Millions)					
<b>Insurer</b>	<b>2006-07</b>	<b>2007-08</b>	<b>Market Share upto March, 2008</b>	<b>Quantum Growth</b>	<b>Growth % Year on Year</b>
National	38,144.20	40,308.00	13.52	2,163.80	5.67
New India	50,171.90	52,741.40	17.70	2,569.50	5.12
Oriental	39,286.60	38,556.10	12.94	(730.50)	(1.86)
United India	34,987.70	37,389.40	12.54	2,401.70	6.86
<b>Public Sector Total (A)</b>	<b>162,590.40</b>	<b>168,994.90</b>	<b>56.70</b>	<b>6,404.50</b>	<b>3.94</b>
Bajaj Allianz	18,033.40	24,043.40	8.07	6,010.00	33.33
Cholamandalam	3,145.90	5,636.70	1.89	2,490.80	79.18
Future Generali *	-	106.40	0.04	106.40	-
HDFC ERGO	1,901.60	2,165.80	0.73	264.20	13.89
ICICI Lombard	30,034.50	33,446.90	11.22	3,412.40	11.36
IFFCO-Tokio	11,503.20	12,358.30	4.15	855.10	7.43
Reliance General	9,123.10	19,464.20	6.53	10,341.10	113.35
Royal Sundaram	6,005.80	6,951.60	2.33	945.80	15.75
Tata AIG	7,415.60	8,133.90	2.73	718.30	9.69
Universal Sompo**	-	4.80	-	4.80	-
<b>Private Sector Total (B)</b>	<b>87,163.10</b>	<b>112,312.00</b>	<b>37.68</b>	<b>25,148.90</b>	<b>28.85</b>
Agriculture Ins.	5,646.7	8,286.6	2.78	2,639.90	46.75
Apollo DKV *	-	29.8	0.01	29.80	--
ECGC	6,180.5	6,693.9	2.25	513.40	8.31
Star Health & Allied Ins	-	1,730.3	0.58	1,730.30	--
<b>Specialised Institutions (C)</b>	<b>11,827.20</b>	<b>16,740.60</b>	<b>5.62</b>	<b>4,913.40</b>	<b>41.54</b>
<b>Grand Total (A + B + C)</b>	<b>261,580.70</b>	<b>298,047.50</b>	<b>100.00</b>	<b>36,466.80</b>	<b>13.94</b>

\* Commenced operations in November, 2007.

Source : IRDA Journals

\*\* Commenced operations in February, 2008.



\* Commenced operations in November, 2007.

\*\* Commenced operations in February, 2008.

**Comments from INTERLINK:**

1. All Figures are for full year 2006-2007 & 2007-08
2. In private co's., Reliance General has got 113.35% growth
3. Market share of Private companies is 28.85%
4. Overall Growth of Insurance Premium in India for 2007-2008 is 13.94%



**Interlink Insurance & Reinsurance Brokers Pvt. Ltd.**  
 601, Sapphire Arcade, M.G. Road, Ghatkopar (East), Mumbai - 400 077, India  
 Tel.: +91-22-2509 3509/10/11 Fax : +91-22-2516 6259, 2510 6259  
 Email : interlink@interlinkre.com, intlink@bom5.vsnl.net.in  
 Website : www.interlinkre.com