

## Interlink Insurance & Reinsurance Brokers Pvt. Ltd.

### Indian Insurance Market (Non-Life) - 2006/07

#### Gross Premium Underwritten in India - April-March 2006/07

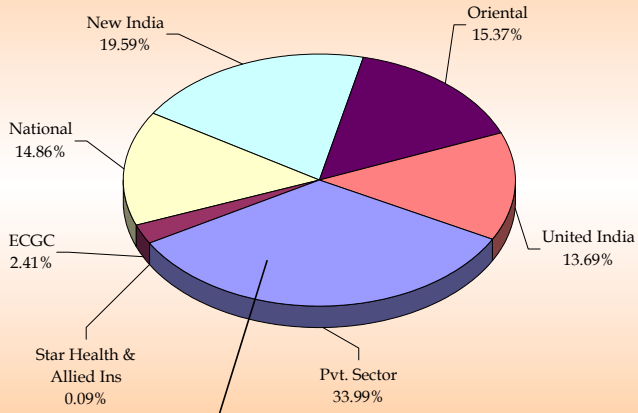
(Rupees in Millions)

| Insurer                             | Premium<br>2005-06 | Premium<br>2006-07 | Market Share<br>upto<br>March, 2007 | Growth %<br>Year on<br>Year |
|-------------------------------------|--------------------|--------------------|-------------------------------------|-----------------------------|
| National                            | 35,236.70          | 38,108.80          | 14.86                               | 8.15                        |
| New India                           | 47,915.10          | 50,241.50          | 19.59                               | 4.86                        |
| Oriental                            | 35,271.30          | 39,405.30          | 15.37                               | 11.72                       |
| United India                        | 31,547.80          | 35,099.50          | 13.69                               | 11.26                       |
| <b>Public Sector Total (A)</b>      | <b>149,970.90</b>  | <b>162,855.10</b>  | <b>63.51</b>                        | <b>8.59</b>                 |
| Bajaj Allianz                       | 12,845.70          | 18,046.00          | 7.04                                | 40.48                       |
| Cholamandalam                       | 2,222.10           | 3,145.90           | 1.23                                | 41.57                       |
| HDFC Chubb                          | 2,057.70           | 1,901.60           | 0.74                                | (7.59)                      |
| ICICI Lombard                       | 15,920.00          | 30,034.50          | 11.71                               | 88.66                       |
| IFFCO-Tokio                         | 8,961.10           | 11,503.20          | 4.49                                | 28.37                       |
| Reliance General                    | 1,623.30           | 9,122.30           | 3.56                                | 461.96                      |
| Royal Sundaram                      | 4,593.50           | 6,000.30           | 2.34                                | 30.63                       |
| Tata AIG                            | 6,123.90           | 7,415.60           | 2.89                                | 21.09                       |
| <b>Private Sector Total (B)</b>     | <b>54,347.30</b>   | <b>87,169.40</b>   | <b>33.99</b>                        | <b>60.39</b>                |
| ECGC                                | 5,784.60           | 6,180.50           | 2.41                                | 6.84                        |
| Star Health & Allied Ins *          | -                  | 224.20             | 0.09                                | -                           |
| <b>Specialised Institutions (C)</b> | <b>5,784.60</b>    | <b>6,404.70</b>    | <b>2.50</b>                         | <b>10.72</b>                |
| <b>Grand Total (A+B+C)</b>          | <b>210,102.80</b>  | <b>256,429.20</b>  | <b>100.00</b>                       | <b>22.05</b>                |

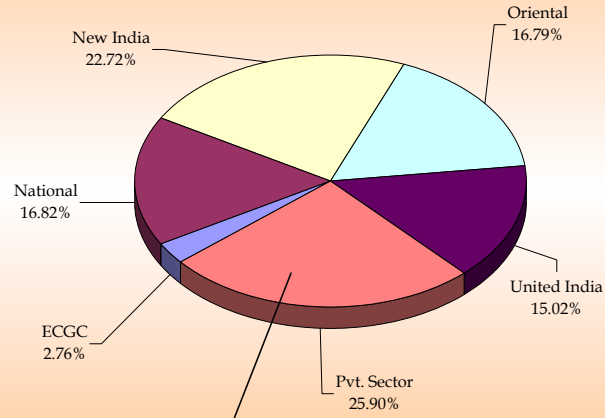
\* Commenced operation on 18th May 2006

Source : IRDA Journals

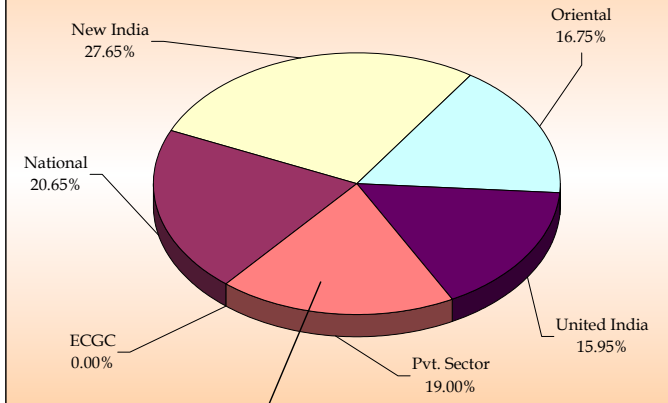
**Industry Total (2006/07)**  
(April 2006- March 2007)



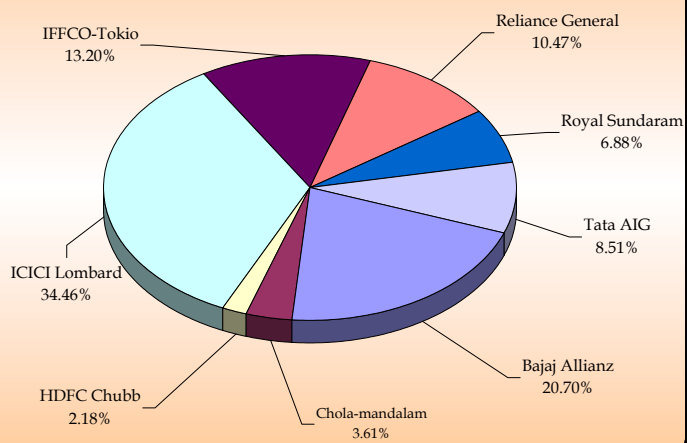
**Industry Total (2005/06)**  
(April 2005- March 2006)



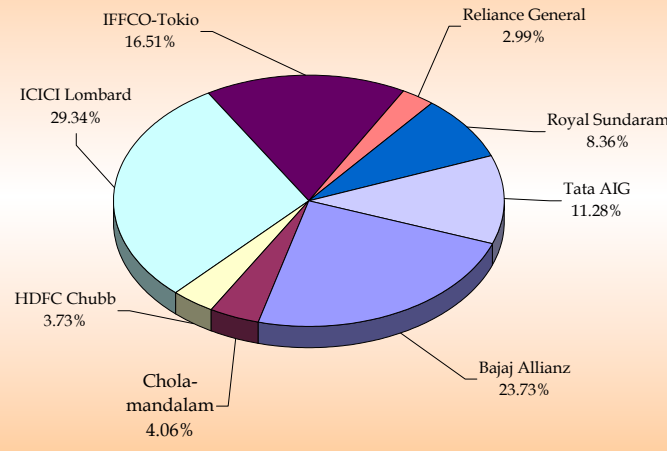
**Industry Total (2004/05)**  
(April 2004 - March 2005)



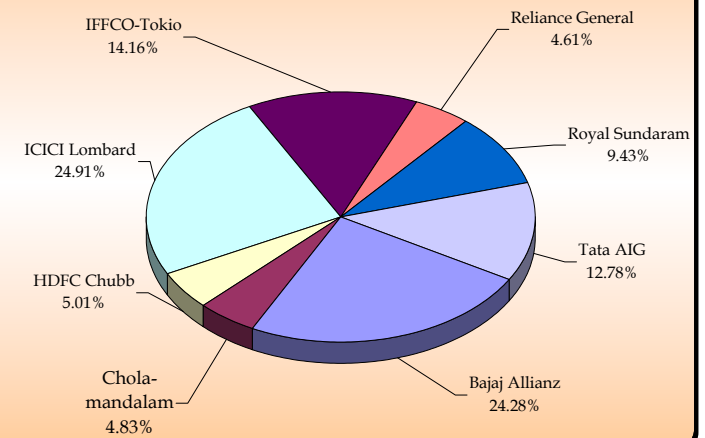
**Private Sector (2006/07)**  
(April 2006- March 2007)



**Private Sector (2005/06)**  
(April 2005- March 2006)



**Private Sector (2004/05)**  
(April 2004 - March 2005)



Figures for 2004-05 in respect of ECGC are not available.  
Star Health & Allied Ins Commenced operation on 18th May 2006

**Comments from INTERLINK:**

1. All Figures are for full year 2004-2005 & 2005-2006 & 2006-2007
2. In private co's., Reliance General has got 461.96% growth
3. Market share of Private companies is 33.99%
4. Overall Growth of Insurance Premium in India for 2006-2007 is 22.05%



**Interlink Insurance & Reinsurance Brokers Pvt. Ltd.**

601, Sapphire Arcade, M.G. Road, Ghatkopar (East), Mumbai - 400 077, India  
Tel.: +91-22-2509 3509/10/11 Fax : +91-22-2516 6259, 2510 6259  
Email : interlink@interlinkre.com, intlink@bom5.vsnl.net.in  
Website : www.interlinkre.com