

GROSS DIRECT PREMIUM
UNDERWRITTEN (NON-LIFE)
IN INDIA
FOR THE HALF YEAR 2006-2007

Compiled by,

Interlink Insurance & Reinsurance Brokers Pvt. Ltd.


601, Sapphire Arcade, M. G. Road, Ghatkopar (East),
Mumbai - 400 077, India

Tel.: +91-22-2509 3509/10/11

Fax : +91-22-2516 6259, 2510 6259

Email : interlink@interlinkre.com, intlink@bom5.vsnl.net.in

Website : www.interlinkre.com



**A SYMBOL
YOU CAN TRUST**



INTERLINK INSURANCE & REINSURANCE BROKERS PVT. LTD.

601, SAPPHIRE ARCADE, M. G. ROAD, GHATKOPAR (EAST), MUMBAI - 400077 INDIA

30th January 2007

Dear Sir / Madam,

We have Pleasure to forward herewith report on **Gross Direct Premium Underwritten (Non-Life) in India for the Half year 2006-07 compared with 1st half year of 2005-06.** The Statistics prepared by us is based on figures published by IRDA. These figures are provisional & unaudited and before using these figures you are requested to verify the same.

Thanking you,

For Interlink Insurance & Reinsurance Brokers Pvt. Ltd.

Kalpna Parekh
(Chairperson)

Telephone : +91 (22) 2509 3509 / 10 / 11 ●
Website : <http://www.interlinkre.com>

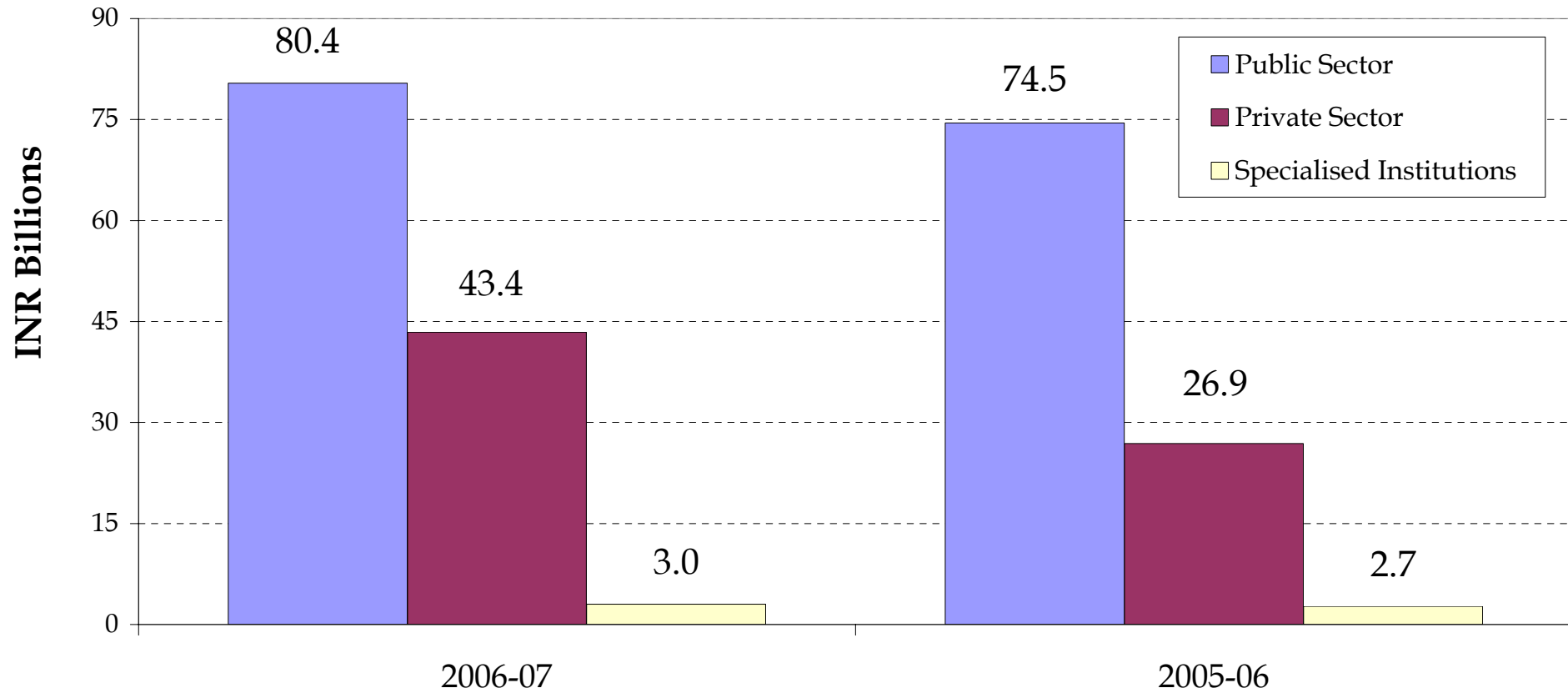
Fax : +91 (22) 2516 6259 / 2510 6259
Email : intlink@bom5.vsnl.net.in
kalpna.parekh@interlinkre.com

Gross Premium Underwritten in India (Provisional & Unaudited) for the Half years 2005-06 & 2006-07

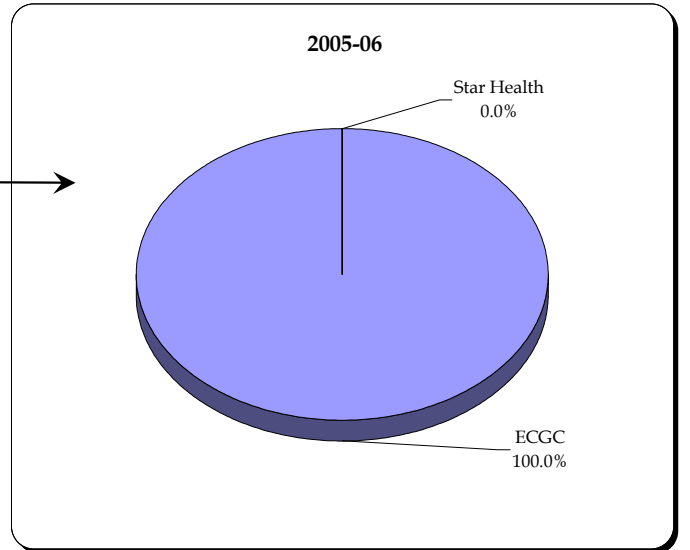
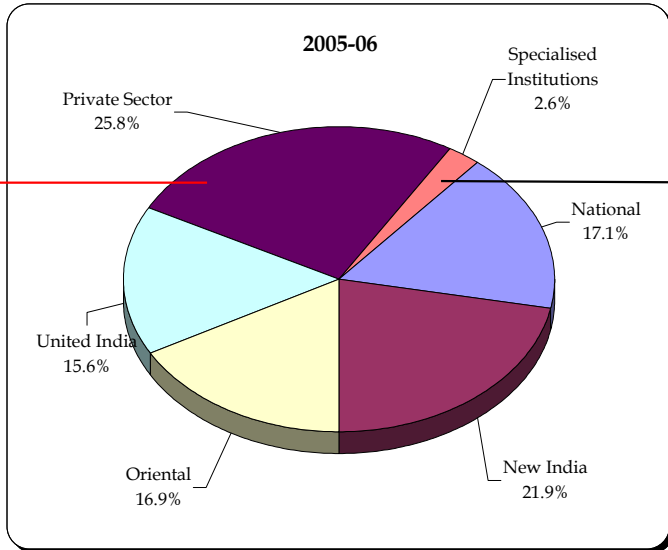
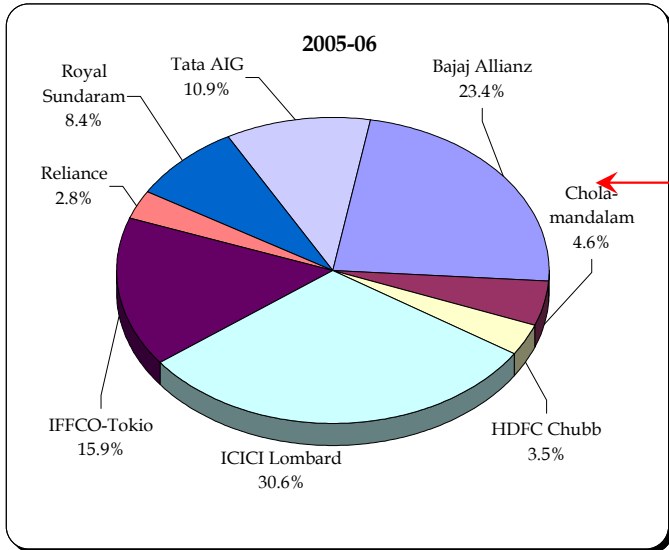
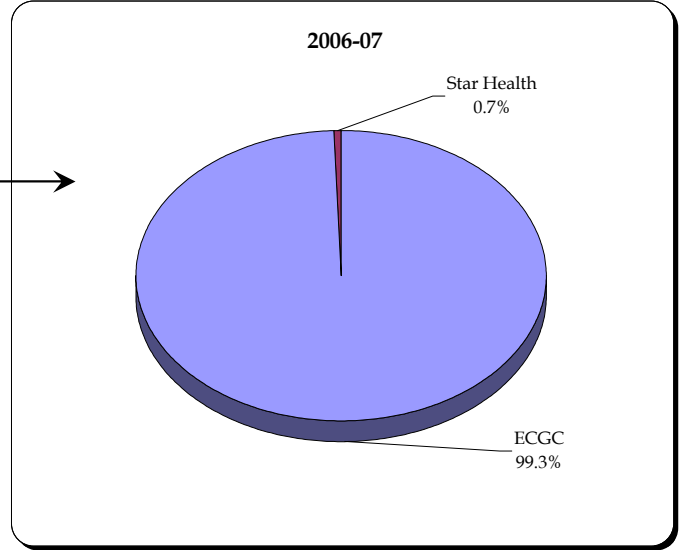
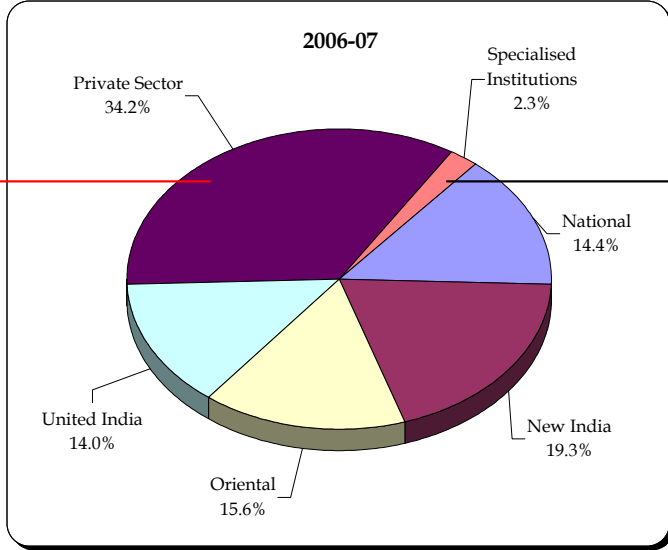
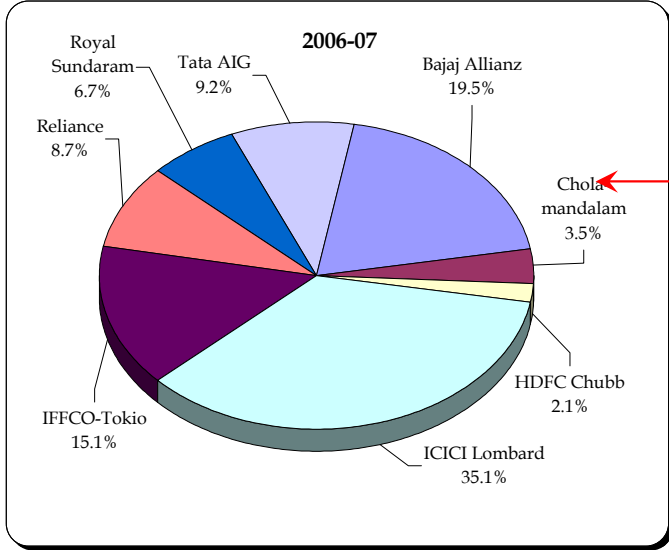
(Figures in INR Min)

Insurer	Year	Fire		Marine Hull		Marine Cargo		Engg		Motor OD		Motor TP		Health		Aviation		Liability		PA		Other Misc.		Total			
		Amt.	Growth	Amt.	Growth	Amt.	Growth	Amt.	Growth	Amt.	Growth	Amt.	Growth	Amt.	Growth	Amt.	Growth	Amt.	Growth	Amt.	Growth	Amt.	Growth	Amt.	Growth		
Public Sector	National	2006-07	3,036.76	8.17	279.22	(7.14)	600.07	(14.61)	565.67	7.02	6,220.70	(1.48)	2,845.17	5.67	1,816.20	15.54	384.86	94.06	200.95	(3.80)	290.08	(33.01)	2,084.82	4.55	18,324.50	3.23	
		2005-06	2,807.36	-	300.71	-	702.71	-	528.57	-	6,313.83	-	2,692.60	-	1,571.91	-	198.32	-	208.89	-	433.04	-	1,994.06	-	17,752.00	-	
	New India	2006-07	4,650.48	9.58	531.81	(3.69)	735.00	2.19	1,042.85	52.63	6,457.10	(2.65)	3,429.23	2.63	3,475.06	23.59	638.76	25.13	333.84	12.93	474.46	(19.52)	2,738.58	11.16	24,507.15	7.28	
		2005-06	4,243.94	-	552.16	-	719.21	-	683.25	-	6,632.88	-	3,341.49	-	2,811.81	-	510.49	-	295.60	-	589.51	-	2,463.72	-	22,844.06	-	
	Oriental	2006-07	3,358.39	5.79	892.86	24.03	830.29	12.78	991.70	(18.58)	5,675.50	14.07	2,528.48	22.18	2,095.04	23.87	516.58	(36.39)	308.43	54.83	380.78	0.20	2,227.97	35.22	19,806.01	12.38	
		2005-06	3,174.58	-	719.86	-	736.20	-	1,217.93	-	4,975.31	-	2,069.49	-	1,691.28	-	812.08	-	199.20	-	380.02	-	1,647.70	-	17,623.64	-	
	United India	2006-07	4,201.59	6.04	686.74	6.86	707.03	9.35	1,112.40	21.41	3,440.08	3.73	2,277.89	8.08	2,061.36	18.37	49.77	41.75	363.63	21.97	439.93	(16.81)	2,459.42	19.73	17,799.83	9.54	
		2005-06	3,962.16	-	642.64	-	646.60	-	916.20	-	3,316.40	-	2,107.61	-	1,741.43	-	35.11	-	298.13	-	528.86	-	2,054.12	-	16,249.25	-	
	Total (A)	2006-07	15,247.22	7.47	2,390.63	7.91	2,872.39	2.41	3,712.61	10.96	21,793.38	2.61	11,080.76	8.52	9,447.65	20.87	1,589.97	2.18	1,206.85	20.47	1,585.24	(17.92)	9,510.78	16.56	80,437.49	8.01	
		2005-06	14,188.04	-	2,215.37	-	2,804.72	-	3,345.95	-	21,238.41	-	10,211.19	-	7,816.42	-	1,556.01	-	1,001.82	-	1,931.42	-	8,159.61	-	74,468.95	-	
Private Sector	Bajaj Allianz	2006-07	2,194.75	19.32	56.51	(27.83)	322.56	55.54	898.86	65.80	2,390.10	49.95	957.95	20.20	738.99	41.56	40.48	229.22	160.68	37.47	147.96	61.02	553.61	16.44	8,462.45	34.82	
		2005-06	1,839.45	-	78.31	-	207.37	-	542.12	-	1,593.91	-	796.96	-	522.03	-	12.30	-	116.89	-	91.89	-	475.44	-	6,276.65	-	
	Chola mandalam	2006-07	494.34	7.76	1.50	(43.97)	126.39	70.19	140.64	26.25	326.84	26.51	28.32	(21.92)	157.96	37.03	2.35	(38.38)	81.49	7.57	57.73	44.90	123.68	136.54	1,541.24	25.44	
		2005-06	458.74	-	2.67	-	74.26	-	111.39	-	258.35	-	36.28	-	115.28	-	3.81	-	75.76	-	39.84	-	52.29	-	1,228.66	-	
	HDFC Chubb	2006-07	44.35	140.46	-	--	12.03	263.27	21.50	60.51	607.25	(8.48)	34.05	(6.89)	40.44	93.47	-	--	20.57	73.03	54.05	(21.49)	78.50	(13.79)	912.74	(1.64)	
		2005-06	18.44	-	-	-	3.31	-	13.40	-	663.51	-	36.57	-	20.90	-	-	-	11.89	-	68.85	-	91.06	-	927.93	-	
	ICICI Lombard	2006-07	2,539.87	16.88	526.89	17.57	291.09	26.62	1,044.58	62.78	4,248.55	184.39	533.25	133.90	2,962.49	123.69	168.75	18.88	589.10	46.69	760.84	82.11	1,586.31	117.67	15,251.70	85.34	
		2005-06	2,172.99	-	448.14	-	229.88	-	641.73	-	1,493.94	-	227.98	-	1,324.40	-	141.94	-	401.58	-	417.79	-	728.76	-	8,229.12	-	
	IFFCO -Tokio	2006-07	2,046.13	21.56	747.34	2,038.42	251.60	50.15	454.22	56.13	1,778.16	41.36	406.25	104.88	315.81	40.11	8.39	311.57	68.70	57.81	82.80	(0.64)	405.76	38.30	6,565.16	53.37	
		2005-06	1,683.25	-	34.95	-	167.56	-	290.92	-	1,257.93	-	198.29	-	225.41	-	2.04	-	43.53	-	83.34	-	293.40	-	4,280.61	-	
	Reliance	2006-07	1,004.91	356.48	61.58	(38.97)	84.53	39.83	346.83	300.09	1,151.62	1,228.50	1.57	(35.30)	318.23	704.58	39.74	7.76	48.32	186.75	102.50	166.48	615.55	755.49	3,775.38	396.12	
		2005-06	220.14	-	100.89	-	60.45	-	86.69	-	86.69	-	2.43	-	39.55	-	36.88	-	16.85	-	38.46	-	71.95	-	760.98	-	
	Royal Sundaram	2006-07	652.07	27.36	-	(100.00)	88.83	11.40	179.63	52.37	1,199.22	20.06	136.21	19.54	422.05	78.38	-	--	52.16	18.84	128.25	6.40	32.87	20.95	2,891.28	28.42	
		2005-06	511.97	-	0.80	-	79.74	-	117.89	-	998.81	-	113.95	-	236.60	-	-	-	43.89	-	120.54	-	27.18	-	2,251.36	-	
	Tata AIG	2006-07	925.29	32.62	-	--	345.10	43.37	165.78	67.20	1,317.43	30.35	120.74	32.25	192.44	15.89	-	(100.00)	380.64	28.29	425.37	61.35	132.93	109.44	4,005.73	36.73	
		2005-06	697.72	-	-	-	240.71	-	99.15	-	1,010.71	-	91.30	-	166.06	-	0.22	-	296.70	-	263.64	-	63.47	-	2,929.67	-	
Total (B)	2006-07	9,901.70	30.24	1,393.81	109.36	1,522.12	43.15	3,252.04	70.86	13,019.16	76.80	2,218.34	47.52	5,148.42	94.26	259.71	31.71	1,401.66	39.18	1,759.50	56.49	3,529.22	95.68	43,405.67	61.45		
	2005-06	7,602.71	-	665.76	-	1,063.28	-	1,903.28	-	7,363.83	-	1,503.75	-	2,650.22	-	197.19	-	1,007.08	-	1,124.34	-	1,803.54	-	26,884.97	-		
Specialised Institutions	ECGC	2006-07	-	--	-	--	-	--	-	--	-	--	-	--	-	--	-	--	-	--	-	--	2,930.24	6.91	2,930.24	6.91	
		2005-06	-	-	-	-	-	-	-	-	-	-	-	-	-	-	-	-	-	-	-	-	2,740.77	-	2,740.77	-	
	Star Health	2006-07	-	--	-	--	-	--	-	--	-	--	-	--	-	--	-	--	-	--	-	--	5.34	--	21.40	--	
		2005-06	-	-	-	-	-	-	-	-	-	-	-	-	-	-	-	-	-	-	-	-	-	-	-	-	
Total (C)	2006-07	-	--	-	--	-	--	-	--	-	--	-	--	16.06	--	-	--	-	--	-	--	5.34	--	2,930.24	6.91	2,951.84	7.89
	2005-06	-	-	-	-	-	-	-	-	-	-	-	-	-	-	-	-	-	-	-	-	-	2,740.77	-	2,740.77	-	
Industry Total (A+B+C)	2006-07	25,148.93	15.41	3,784.44	31.35	4,394.51	13.61	6,964.65	32.68	34,812.54	21.71	13,299.10	13.52	14,612.13	39.61	1,849.68	5.50	2,608.51	29.85	3,350.09	9.63	15,970.24	25.71	126,794.81	21.81		
	2005-06	21,790.74	-	2,881.12	-	3,868.00	-	5,249.23	-	28,602.25	-	11,714.94	-	10,466.64	-	1,753.20	-	2,008.90	-	3,055.76	-	12,703.92	-	104,094.69	-		

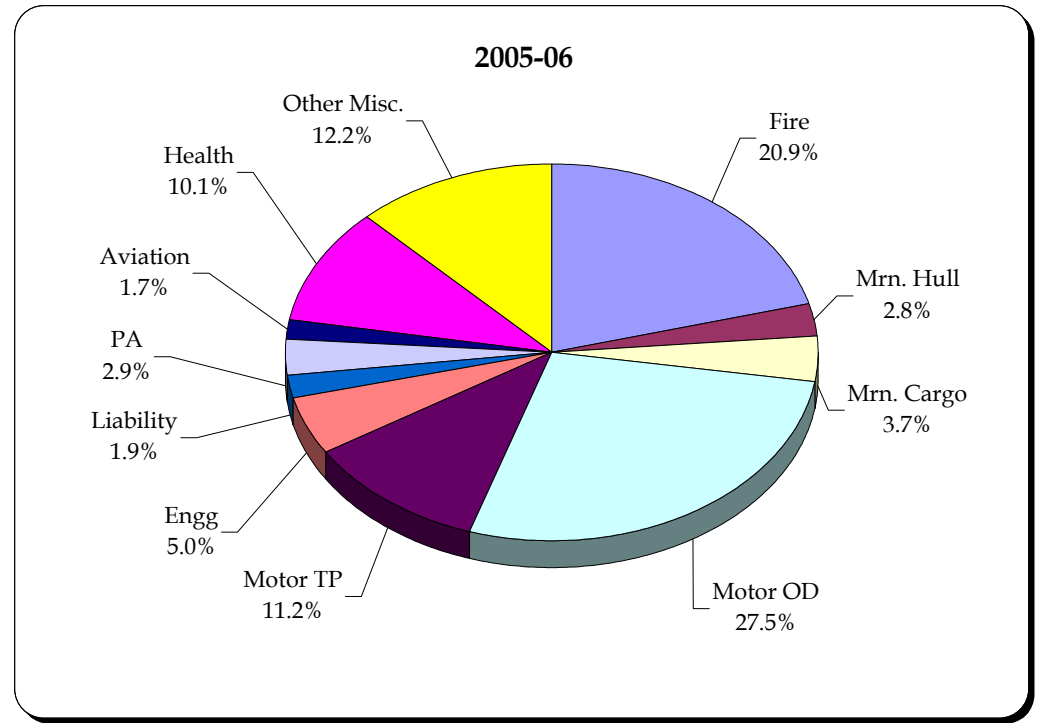
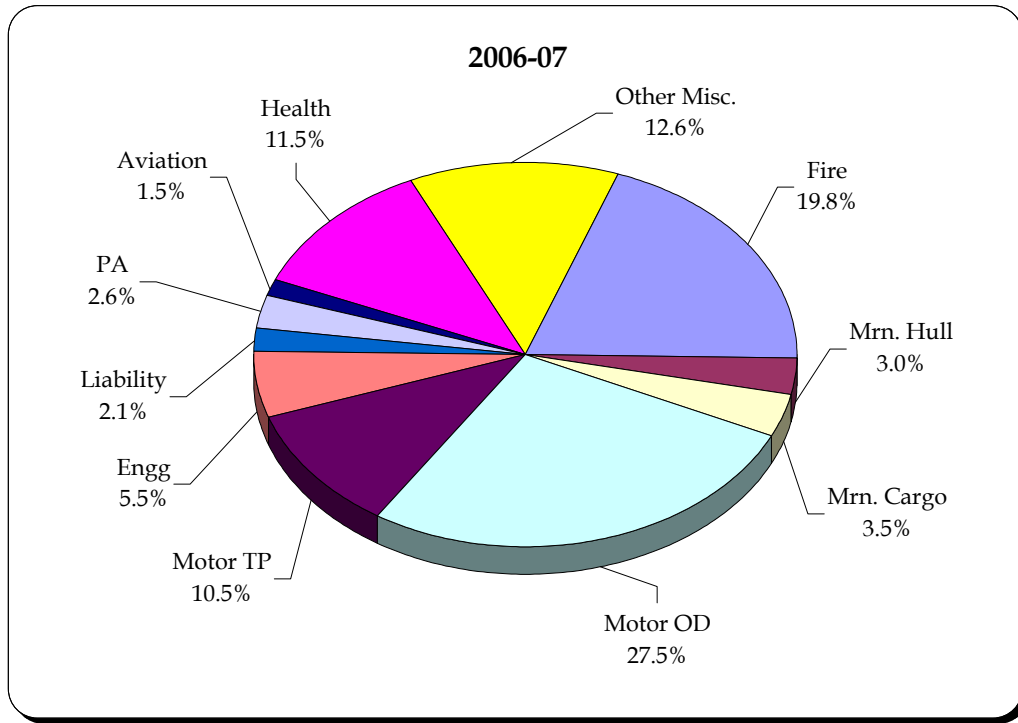
**Companywise break-up of Gross Premium Underwritten (in India)
for the Half Years 2005-06 & 2006-07**



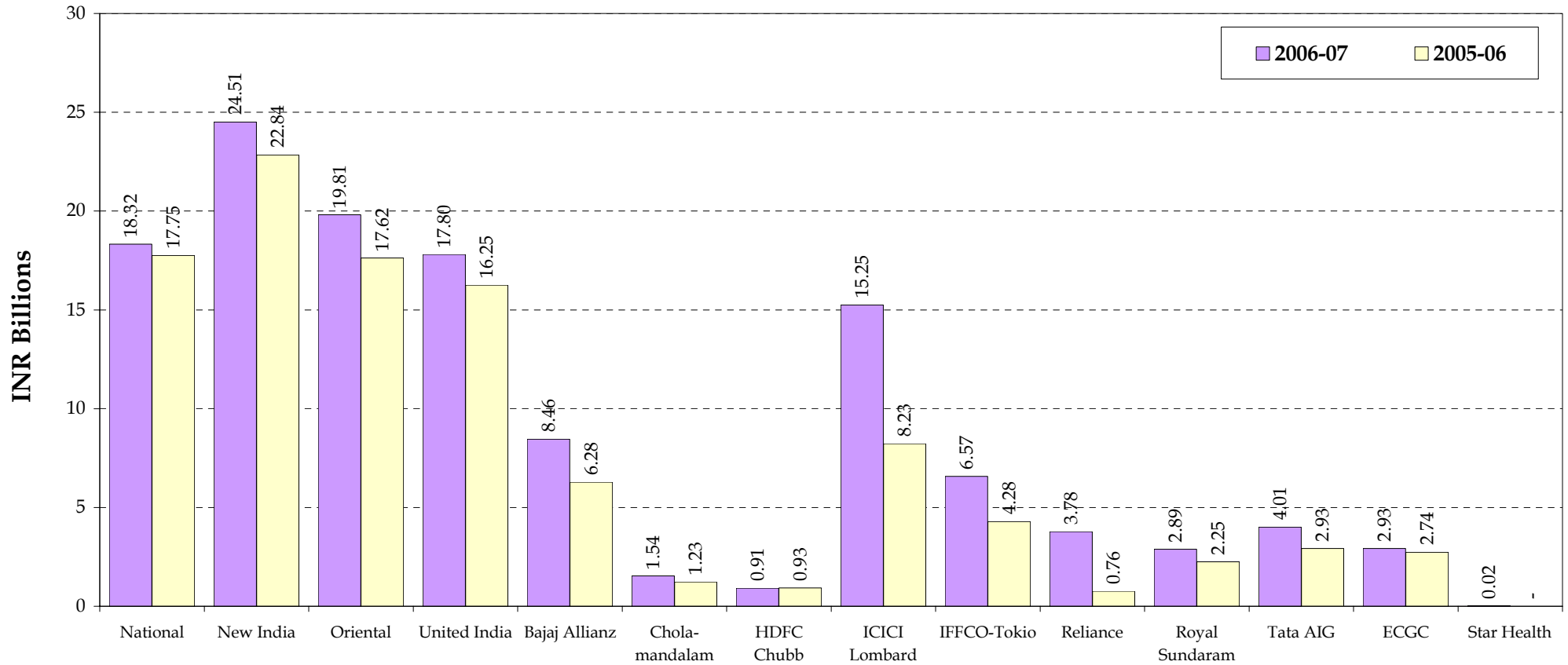
Companywise break-up of Gross Premium Underwritten for the Half Years 2005-06 & 2006-07



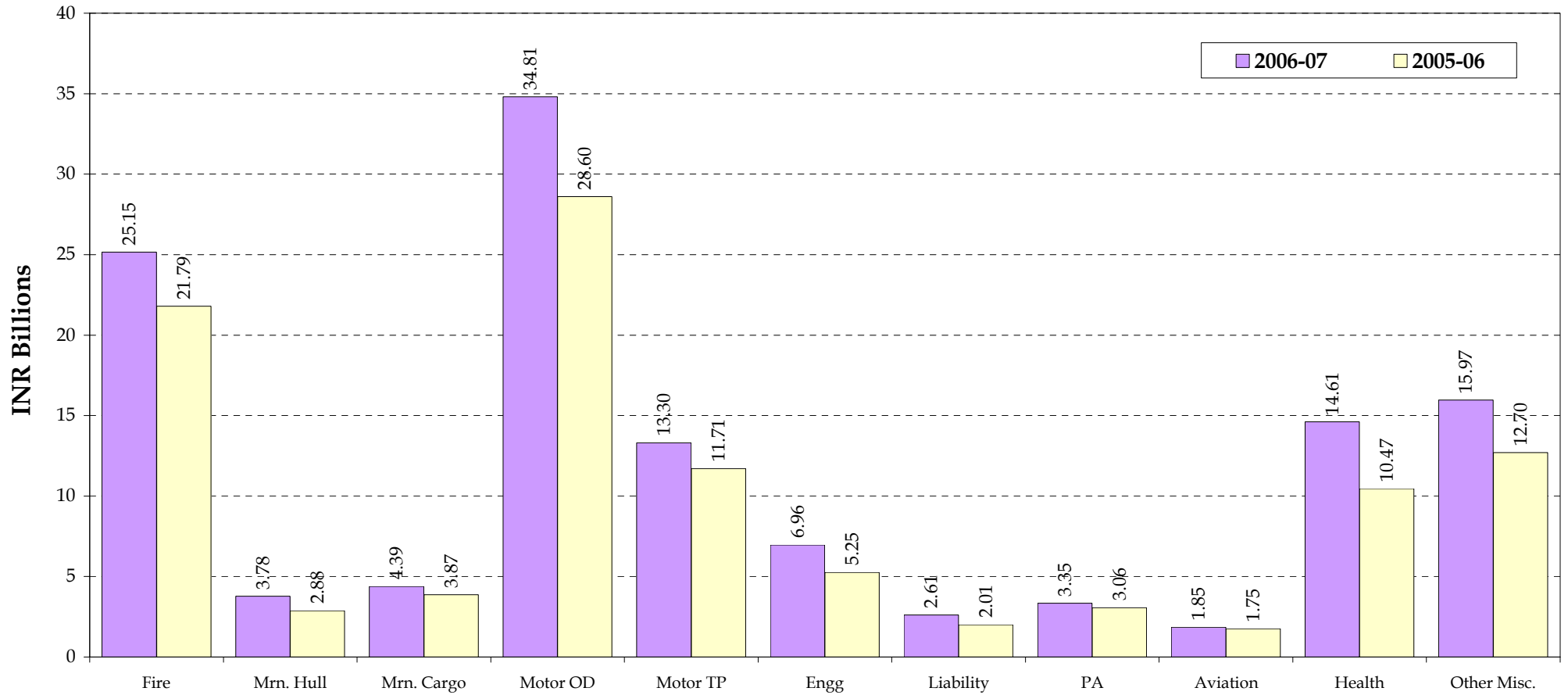
Classwise break-up of Gross Premium Underwritten for the Half Years 2005-06 & 2006-07



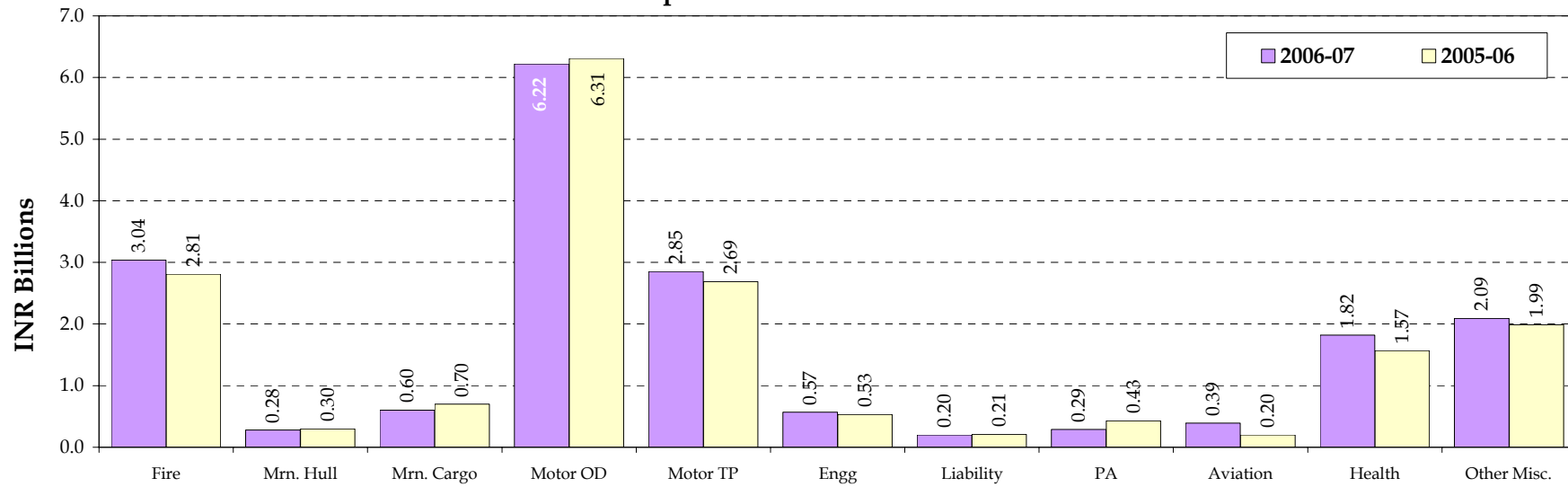
Companywise break-up of Gross Premium Underwritten for the Half Years 2005-06 & 2006-07



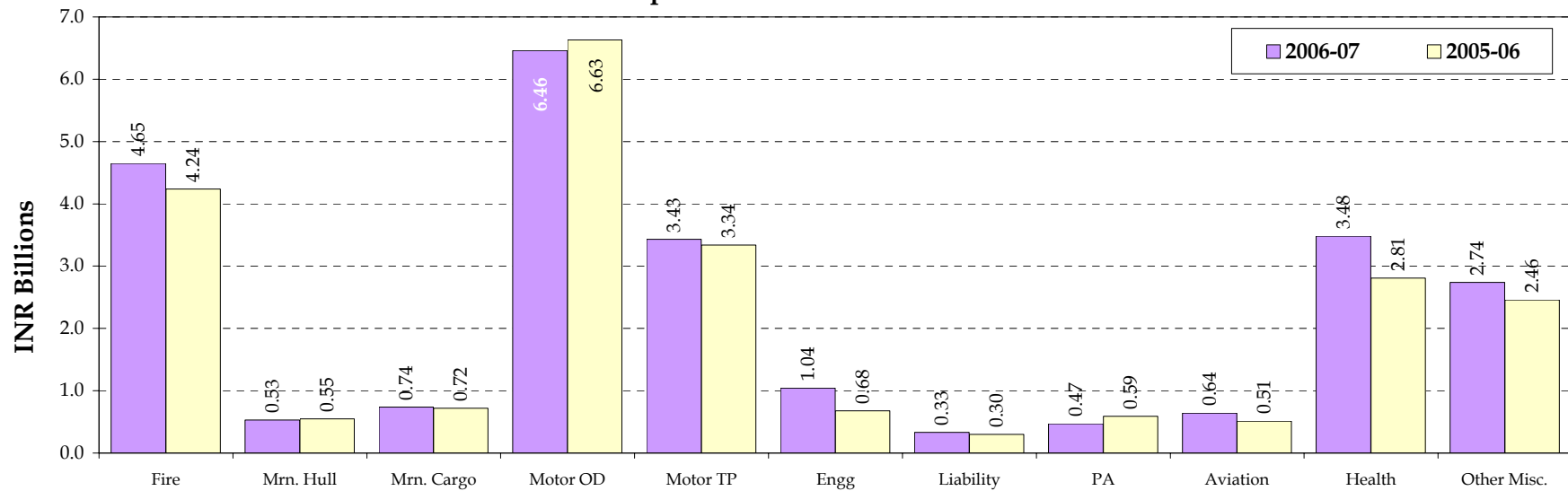
Classwise break-up of Gross Premium Underwritten for the Half Years 2005-06 & 2006-07



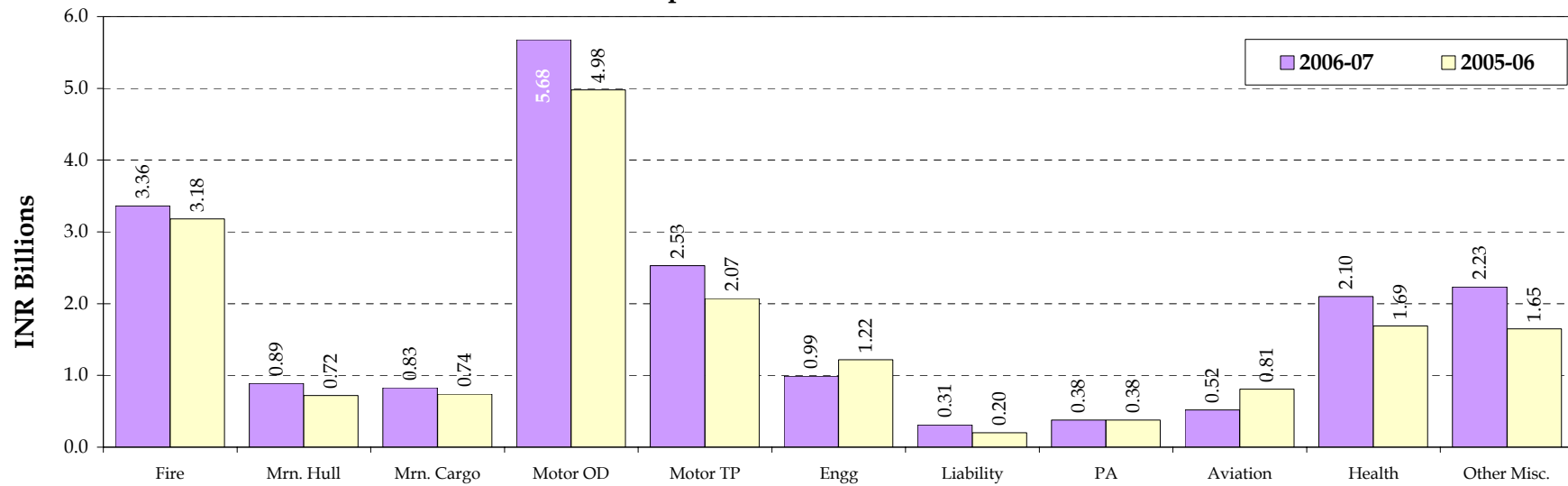
Class-wise Break-up of Gross Premium Underwritten - National



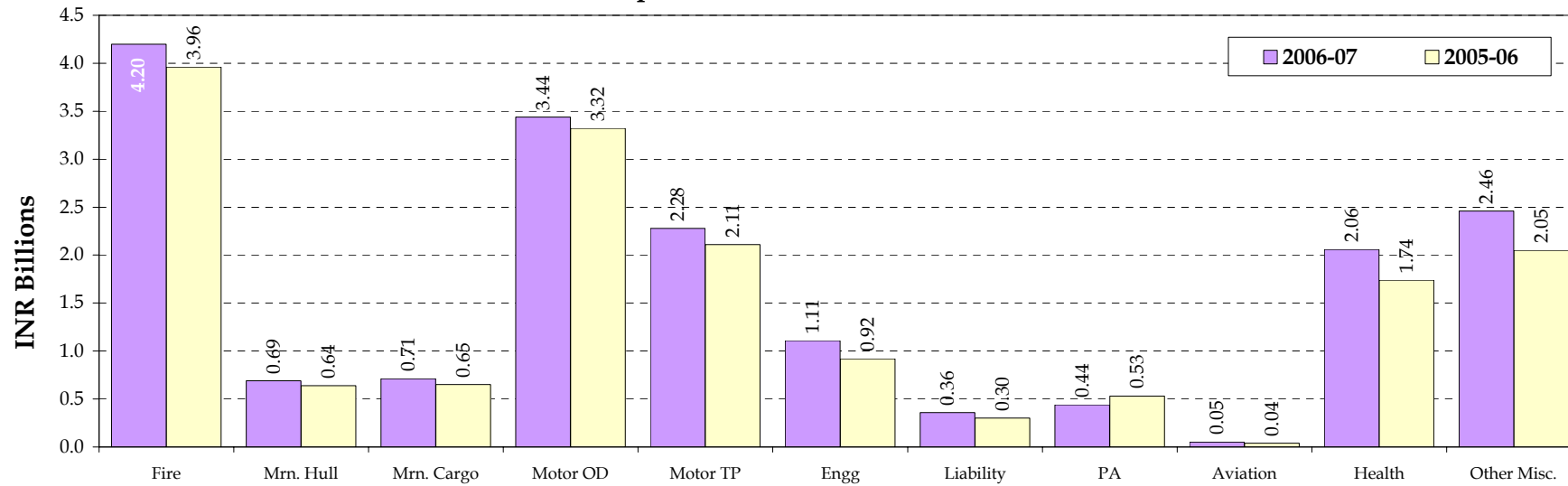
Class-wise Break-up of Gross Premium Underwritten - New India



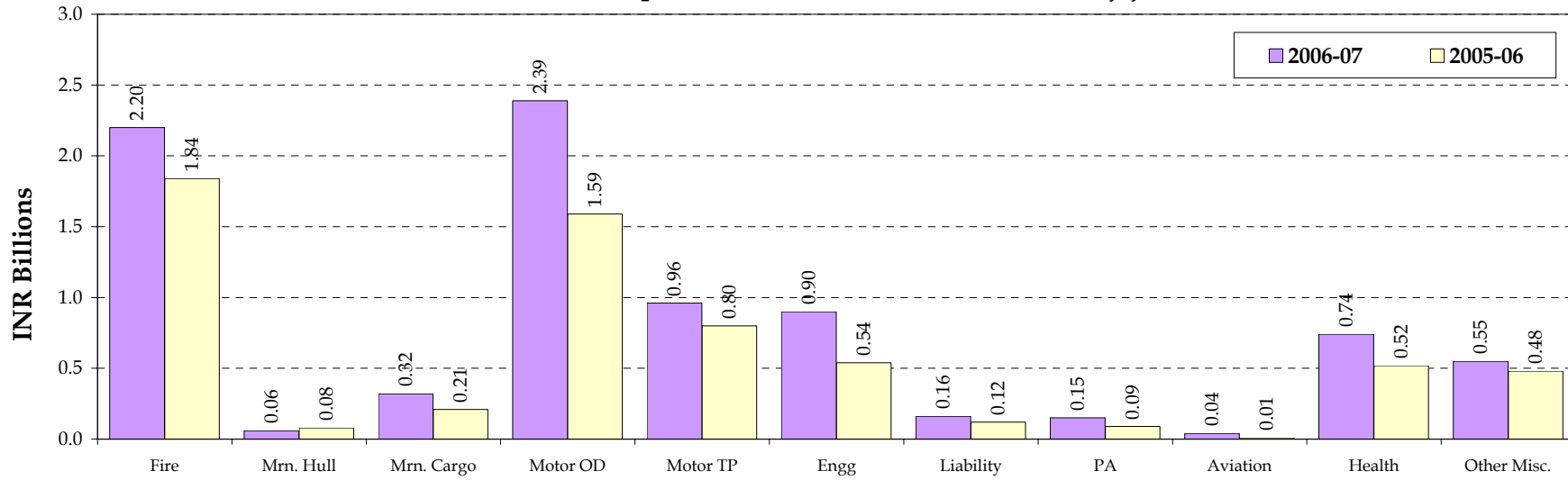
Class-wise Break-up of Gross Premium Underwritten - Oriental



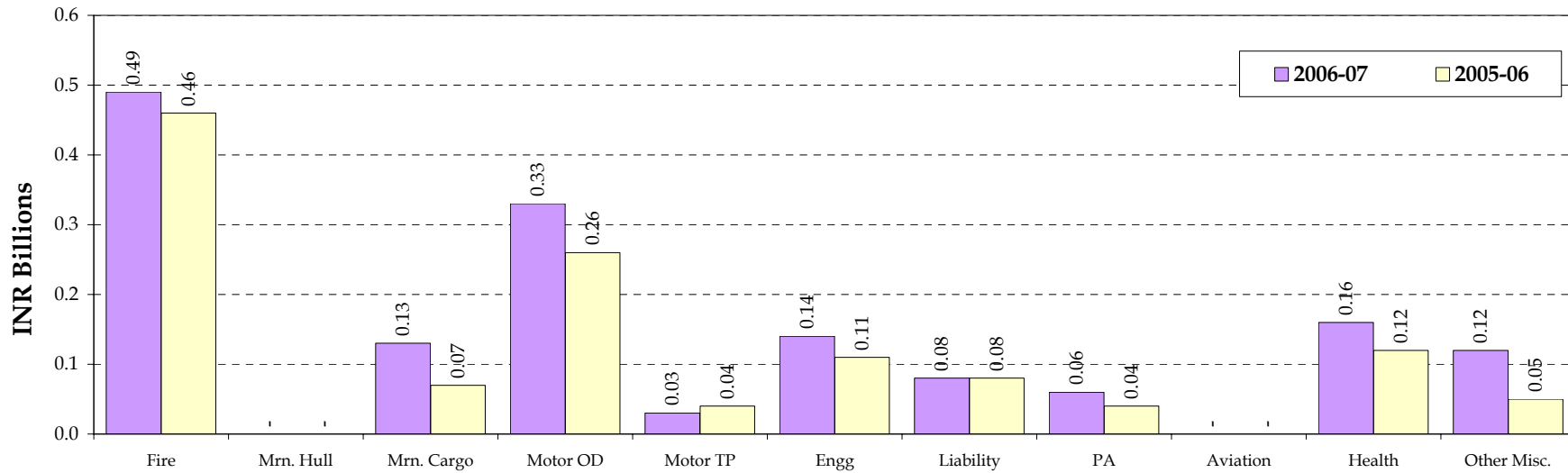
Class-wise Break-up of Gross Premium Underwritten - United India



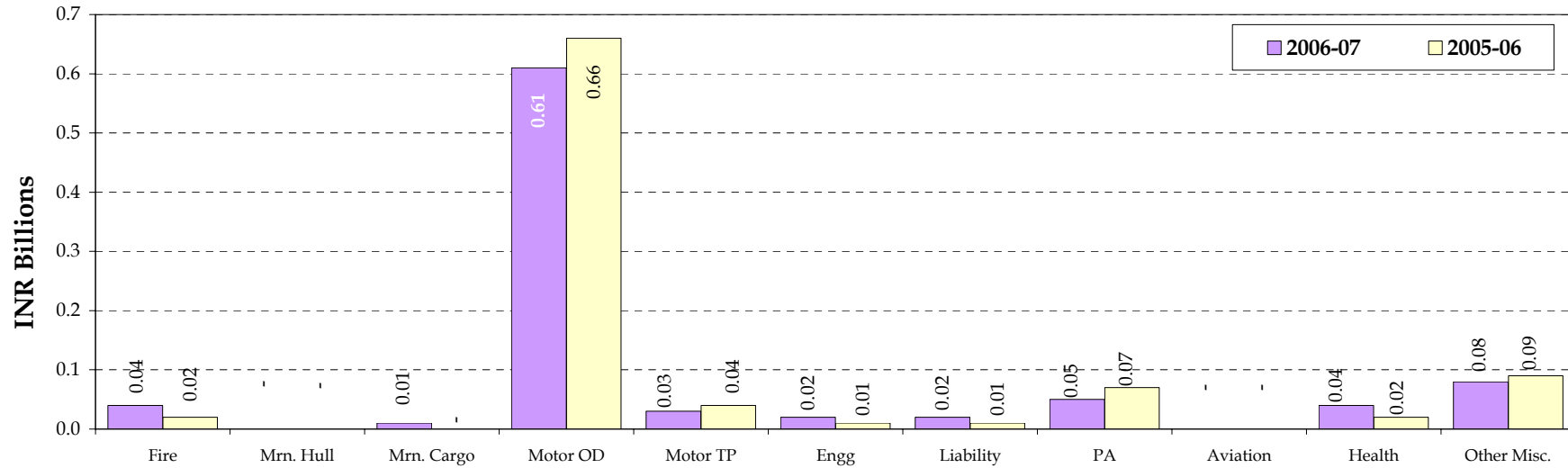
Class-wise Break-up of Gross Premium Underwritten - Bajaj Allianz



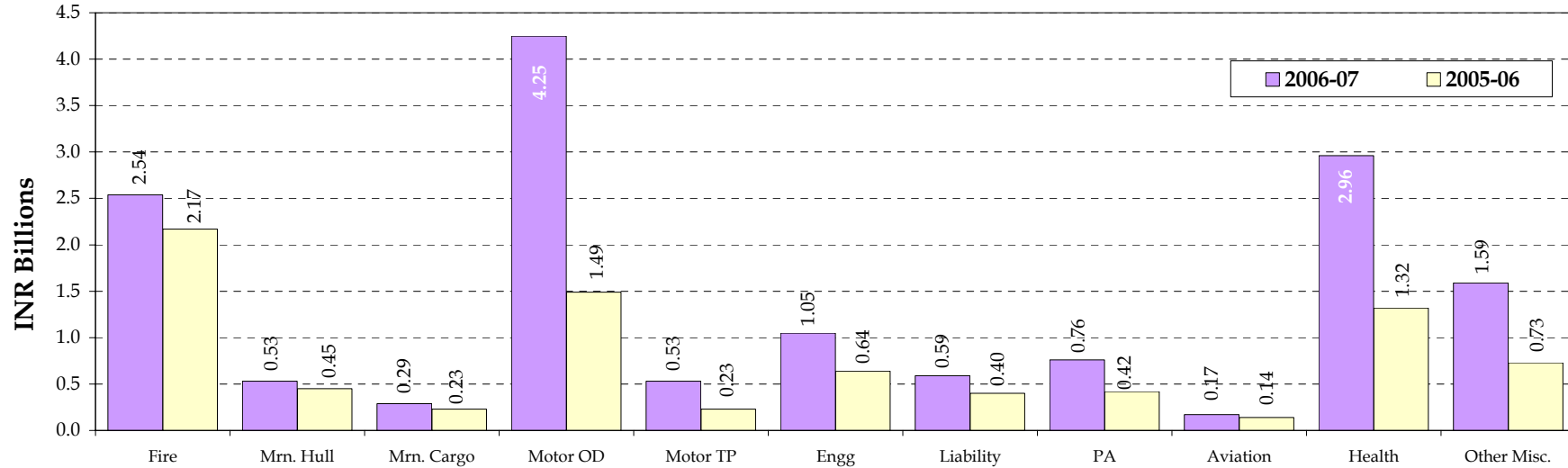
Class-wise Break-up of Gross Premium Underwritten - Cholamandalam



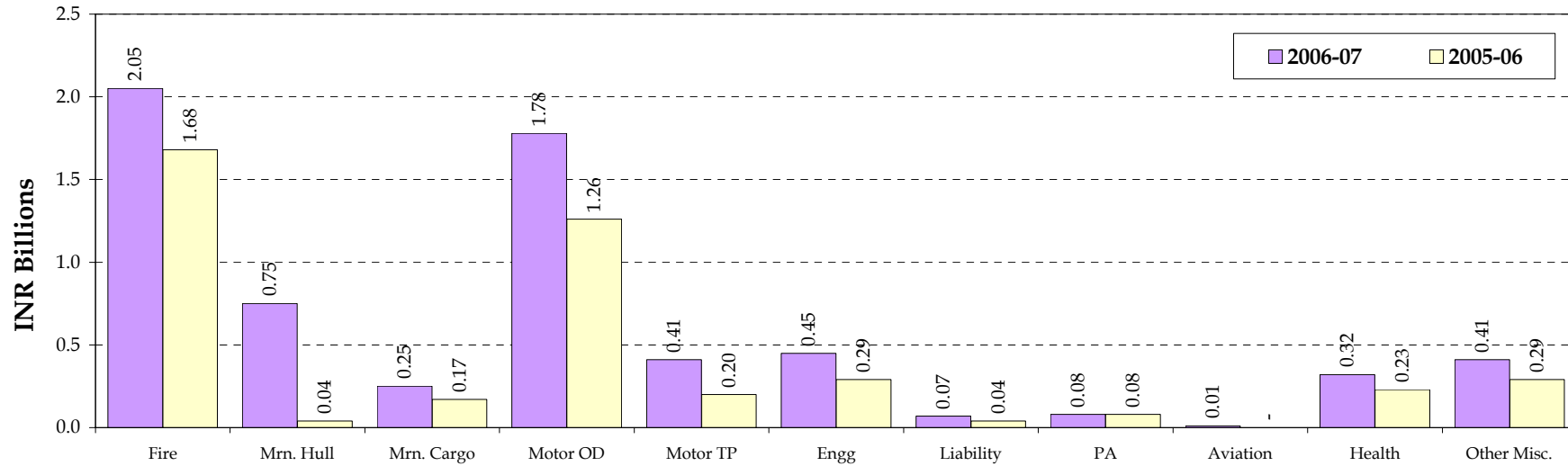
Class-wise Break-up of Gross Premium Underwritten - HDFC Chubb



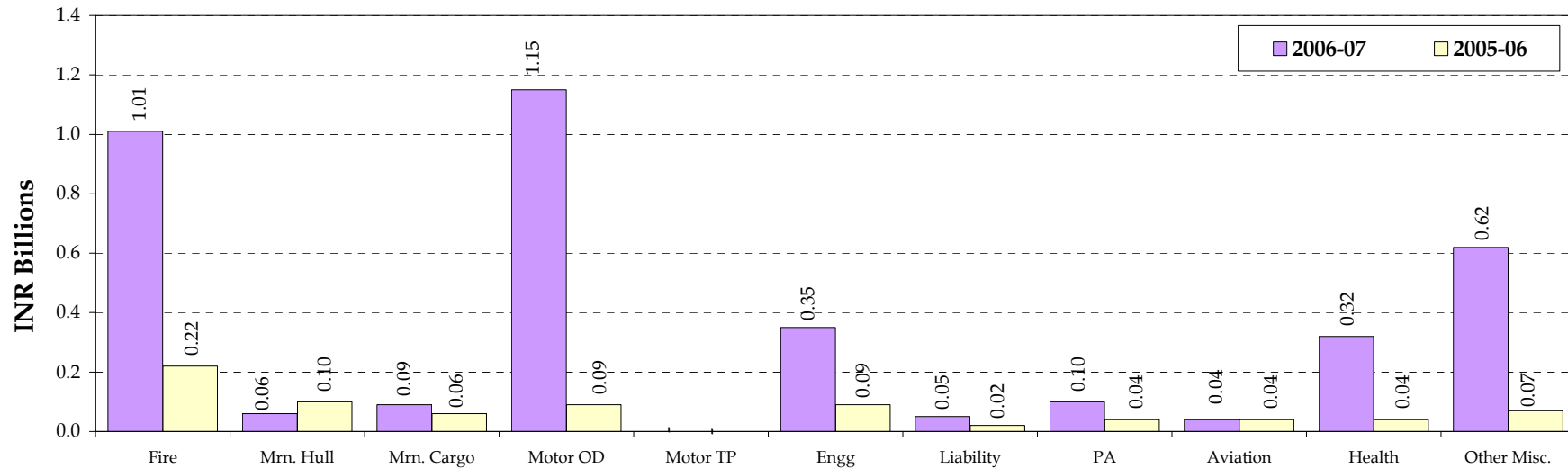
Class-wise Break-up of Gross Premium Underwritten - ICICI Lombard



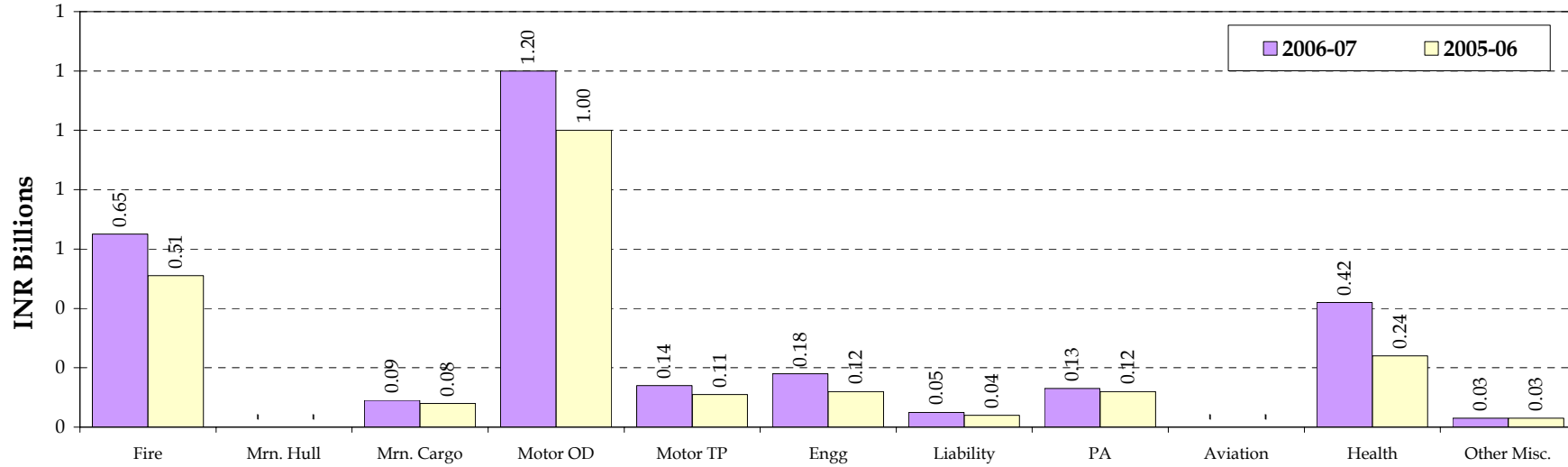
Class-wise Break-up of Gross Premium Underwritten - IFFCO-Tokio



Class-wise Break-up of Gross Premium Underwritten - Reliance



Class-wise Break-up of Gross Premium Underwritten - Royal Sundaram



Class-wise Break-up of Gross Premium Underwritten - Tata AIG

